

BHARAT EKANSH LIMITED

CORP. OFF. – Chamber no.-2/1, 1st Floor, Tower C, Plot No.1, Sector-90, Expressway, Noida (UP)-
201305 Ph.No.9355777335-36, Email: bharat.ekansh.ltd@gmail.com

Dated: 20.07.2024

To,
Listing Department,
METROPOLITAN STOCK EXCHANGE OF INDIA LIMITED
Building A, Unit 205A, 2nd Floor,
Piramal Agastya Corporate Park,
L.B.S Road, Kurla West, Mumbai - 400 070

SYMBOL: BHARAT

Dear Sir/Madam,

Subject: Shareholding Pattern for the Quarter ended on June 30, 2024

Ref. Bharat Ekansh Limited ("Company")


SYMBOL: BHARAT

In compliance with Regulation 31 of SEBI (Listing Obligation and Disclosure Requirements) Regulations, 2015, we are enclosing the shareholding pattern of Bharat Ekansh Limited for the Quarter ended on June 30, 2024.

Kindly take the above information on record and oblige.

Thanking You,

For Bharat Ekansh Limited


Vasu Rastogi

VASU RASTOGI

Director

DIN: 06666280

Format of holding of specified securities

BHARAT EKANSH LIMITED

1. Name of Listed Entity:
2. Scrip Code/Name of Scrip/Class of Security
3. Share Holding Pattern Filed under: Reg. 31(1)(a)/Reg. 31(1)(b)/Reg.31(1)(c)
 - a. If under 31(1)(b) then indicate the report for Quarter ending
 - b. If under 31(1)(c) then indicate date of allotment/extinguishment

30/06/2023

4. Declaration: The Listed entity is required to submit the following declaration to the extent of submission of information:-

Particulars	Yes*	No*
1. Whether the Listed Entity has issued any partly paid up shares?		No
2. Whether the Listed Entity has issued any Convertible Securities or Warrants?		No
3. Whether the Listed Entity has any shares against which depository receipts are issued?		No
4. Whether the Listed Entity has any shares in locked-in?		No
5. Whether any shares held by promoters are pledged or otherwise encumbered?		No

* If the Listed Entity selects the option 'No' for the questions above, the columns for the partly paid up shares, Outstanding Convertible Securities/Warrants, depository receipts, locked-in shares, No of shares pledged or otherwise encumbered by promoters, as applicable, shall not be displayed at the time of dissemination on the Stock Exchange website. Also wherever there is 'No' declared by Listed Entity in above table the values will be considered as 'Zero' by default on submission of the format of holding of specified securities.

5. The tabular format for disclosure of holding of specified securities is as follows:-



Table I - Summary Statement holding of specified securities

Category	Category of shareholder	Nos. of share holders	No. of fully paid up equity shares held	No. of Partly paid-up equity shares held	No. of shares underlying Depository Receipts	Total nos. shares held (VI)=(IV)+(V)+(VI)	Shareholding as a % of total no. of shares (calculated as per SCRR, 1957) As a % of (A+B+C2)	Number of Voting Rights held in each class of securities			No. of Shares Underlying convertible securities (including Warrants)	Shareholding, as a % assuming full conversion of convertible securities (as a percentage of diluted share capital) As a % of (A+B+C2)	Number of Locked in shares		Number of Shares pledged or otherwise encumbered		Number of equity shares held in dematerialized form	
								Class/Equity	No of Voting Rights Class/Equity	Total			Total as a % of (A+B+C)	No. (a)	As a % of total Shares held (b)	No. (b)		As a % of total Shares held (b)
(i)	(ii)	(iii)	(iv)	(v)	(vi)	(vii)	(viii)	(ix)	(x)	(xi)	(xii)	(xiii)	(xiv)	(xv)	(xvi)	(xvii)		
(A)	Promoter & Promoter Group	1	40000	0	0	40000	0.80	40000	0.80	0	0.80	0	0	0	0	40000		
(B)	Public	207	4960021	0	0	4960021	99.20	4960021	99.20	0	99.20	0	0	0	0	4423047		
(C)	Non Promoter- Non Public		0	0	0	0	0.00	0	0.00	0	0.00	0	0	0	0	0		
(C1)	Shares underlying DRs	0	0	0	0	0	0.00	0	0.00	0	0.00	0	0	0	0	0		
(C2)	Shares held by Employee Trusts	0	0	0	0	0	0.00	0	0.00	0	0.00	0	0	0	0	0		
	Total	208	5000021	0	0	5000021	100.00	5000021	100.00	0	100.00	0	0	0	0	4463047		



Table II - Statement showing shareholding pattern of the Promoter and Promoter Group

Category & Name of the Shareholders	Entity Type (i.e. promoter OR Promoter or promoter group)	PAN	No. of Shares held	No. of fully paid up equity shares held	Partly paid up equity shares held	Number of Depository Receipts	Total nos. shares held	Shareholding as calculated as per SCRA, 1957 As % of (A+B+C)	Number of Voting Rights held in each class of securities		No. of Shares Outstanding convertible securities (Warrants)	Shareholding, As a % assuming full conversion of convertible securities (As a % of A+B+C)	Number of Locked in Shares		Number of Shares pledged or otherwise encumbered		Number of equity shares held in dematerialized form	
									Class X	Class Y			Class Z	Class A	Class B	Class C		Class D
(i)	(ii)	(iii)	(iv)	(v)	(vi)	(vii)	(viii)	(ix)	(x)	(xi)	(xii)	(xiii)	(xiv)	(xv)	(xvi)	(xvii)	(xviii)	
1	Indian																	
(A) Individual/ Hindu Undivided Family			1	40000	0	0	40000	0.80	0	40000	0	0.80	0	0.00	0	0.00	0	40000
Govt./ Jt. Govt.		AS/PT2328	0	40000	0	0	40000	0.80	0	40000	0	0.80	0	0.00	0	0.00	0	40000
(B) Central Government/State Government(s)			0	0	0	0	0	0.00	0	0	0	0.00	0	0.00	0	0.00	0	0
(C) Financial Institutions/Banks			0	0	0	0	0	0.00	0	0	0	0.00	0	0.00	0	0.00	0	0
(D) Any Other (Specify)			0	0	0	0	0	0.00	0	0	0	0.00	0	0.00	0	0.00	0	0
(E) Sub Total (A)-(D)			1	40000	0	0	40000	0.80	0	40000	0	0.80	0	0.00	0	0.00	0	40000
2	Foreign																	
(A) Individual/Non Resident Individual/Foreign			0	0	0	0	0	0.00	0	0	0	0.00	0	0.00	0	0.00	0	0
(B) Government			0	0	0	0	0	0.00	0	0	0	0.00	0	0.00	0	0.00	0	0
(C) Institutions			0	0	0	0	0	0.00	0	0	0	0.00	0	0.00	0	0.00	0	0
(D) Foreign Portfolio Investor			0	0	0	0	0	0.00	0	0	0	0.00	0	0.00	0	0.00	0	0
(E) Any Other (Specify)			0	0	0	0	0	0.00	0	0	0	0.00	0	0.00	0	0.00	0	0
(F) Sub Total (A)-(E)			0	0	0	0	0	0.00	0	0	0	0.00	0	0.00	0	0.00	0	0
Total Shareholding of Promoter and Promoter Group			1	40000	0	0	40000	0.80	0	40000	0	0.80	0	0.00	0	0.00	0	40000



Table IV - Statement showing shareholding pattern of the Non Promoter- Non Public shareholder

Category & Name of the Shareholders	PAN	No. of shareholder	No. of fully paid up equity shares held	Partly paid-up equity shares held	Nos. of shares underlying Depository Receipts	Total no. shares held (VII)=(IV)+(V)+(VI)	Shareholding % calculate d as per SCRR, 1957 As a % of (A+B+C2)	Number of Voting Rights held in each class of securities			No. of Shares Underlying convertible securities (including Warrants)	Total shareholding, as a % assuming full conversion of convertible securities (in a percentage of diluted share capital)	Number of Locked In shares		Number of Shares pledged or otherwise encumbered		Number of equity shares held in dematerialized form (Not Applicable)
								No of Voting Rights		Total as a % of Total Voting Rights			No.	As a % of total Shares held	No.	As a % of total shares held (Not-applicable)	
								Class X	Class Y								
(I)	(II)	(III)	(IV)	(V)	(VI)	(VII)	(VIII)	(IX)	(X)	(XI)	(XII)	(XIII)	(XIV)	(XV)	(XVI)	(XVII)	(XVIII)
C1 Custodian/DR Holder			0	0	0	0	0.00	0	0	0	0	0.00	0	0	0	0.00	0
C2 Employees Benefit Trust (Under SEBI (Share Based Employee Benefit Regulation 2014))			0	0	0	0	0.00	0	0	0	0	0.00	0	0	0	0.00	0
Total Non Promoter Non Public Shareholding (C1)+(C2)			0	0	0	0	0.00	0	0	0	0	0.00	0	0	0	0.00	0




Annexure B

Table VI - Statement showing foreign ownership limits

	Board approved limits	Limits utilized
As on shareholding date		
As on the end of previous 1st quarter		
As on the end of previous 2nd quarter		
As on the end of previous 3rd quarter		
As on the end of previous 4th quarter		



(U) Bodies Corporates											
Sr.No	Pan Number	Name of Shareholders	FP-Shares	PP-Shares	Total Shares	%age	Nom. Value	Debtentures	Code	Category	
1	AAVCS6791G	SAJEL TRADE HOUSE PRIVATE LIMITED	92307	0	92307	1.8461	923070.00	0	0	LTD - BODIES CORPORATE-DOMESTIC	
2	AAAGCB2629B	BARIS REAL ESTATES PRIVATE LIMITED	92307	0	92307	1.8461	923070.00	0	0	LTD - BODIES CORPORATE-DOMESTIC	
3	AAAFCD3121R	DAIKO INFORMATION TECHNOLOGY PRIVATE LIMITED	92307	0	92307	1.8461	923070.00	0	0	LTD - BODIES CORPORATE-DOMESTIC	
4	AAAECEM1798G	MIKER FINANCIAL CONSULTANTS PVT LTD	21500	0	21500	0.4300	215000.00	0	0	LTD - BODIES CORPORATE-DOMESTIC	
5	AAABCF3822F	FESTINO VINCOM LIMITED	21500	0	21500	0.4260	215000.00	0	0	LTD - BODIES CORPORATE-DOMESTIC	
6	Not Available	SUNCARE TRADERS LIMITED	21300	0	21300	0.0002	100.00	0	0	LTD - BODIES CORPORATE-DOMESTIC	
7	Not Available	J&P WEALTH COACH PRIVATE LIMITED	10	0	10	0.0002	100.00	0	0	LTD - BODIES CORPORATE-DOMESTIC	
Total					341231	6.8246	3412310		0		






(m3)	HUF	Name of Shareholders	FP - Shares	PP - Shares	Total Shares	%age	Nom. Value	Debentures	Code	Category
1	AAJHS3453C	SRICHAND VALIRAM KATARIA (HUF)	21800	0	21800	0.4360	218000.00	0	B4M3	HUF - RESIDENT HUF /APOS
2	Not Available	NANJIBHAI BHOJABHAI PARMAR(HUF)	10	0	10	0.0002	100.00	0	B4M3	HUF - RESIDENT HUF /APOS
3	Not Available	YOGESH NANJIBHAI PARMAR(HUF)	10	0	10	0.0002	100.00	0	B4M3	HUF - RESIDENT HUF /APOS
4	Not Available	MANILAL NATHUBHAI MEHTA	10	0	10	0.0002	100.00	0	B4M3	HUF - RESIDENT HUF /APOS
5	Not Available	PINANK P. MEHTA	10	0	10	0.0002	100.00	0	B4M3	HUF - RESIDENT HUF /APOS
6	Not Available	RANJEETSINGH R. SOLANKI (HUF)	10	0	10	0.0002	100.00	0	B4M3	HUF - RESIDENT HUF /APOS
7	Not Available	GHAANSHYAM R SOLANKI (HUF)	10	0	10	0.0002	100.00	0	B4M3	HUF - RESIDENT HUF /APOS
8	Not Available	DIPSINH R SOLANKI (HUF)	10	0	10	0.0002	100.00	0	B4M3	HUF - RESIDENT HUF /APOS
9	Not Available	THOBHANI AMRUTLAL GORDHANBHAI (HUF)	10	0	10	0.0002	100.00	0	B4M3	HUF - RESIDENT HUF /APOS
10	Not Available	THOBHANI JIGNESH AMRUTLAL (HUF)	10	0	10	0.0002	100.00	0	B4M3	HUF - RESIDENT HUF /APOS
11	Not Available	MEHTA ASHISH (HUF)	10	0	10	0.0002	100.00	0	B4M3	HUF - RESIDENT HUF /APOS
	Total				21900	0.438	219000	0		

Individual Shareholders Holding Nominal Share Capital Above Rs. 2 Lac

Sr.No	Pan Number	Name of Shareholders	FP - Shares	PP- Shares	Total Shares	%age	Nom. Value	Debitures	Code	Category
1	AAKPR5244F	SANIY RASTOGI	1296269	0	1296269	25.9253	12962690	0	B4G	PUB - RESIDENT ORDINARY
2	AAKPR5237J	MEENU RASTOGI	1296269	0	1296269	25.9253	12962690	0	B4G	PUB - RESIDENT ORDINARY
3	BOHPR2845G	VASU RASTOGI	555544	0	555544	11.1108	5555440	0	B4G	PUB - RESIDENT ORDINARY
4	AYNPR221G	ISHAN RASTOGI	555544	0	555544	11.1108	5555440	0	B4G	PUB - RESIDENT ORDINARY
5	AAJPG4076F	SHASHANK GUPTA	469474	0	469474	9.3894	4694740	0	B4G	PUB - RESIDENT INDIAN
6	ACEPT5728N	DEEPAK KUMAR TYAGI	500000	0	500000	1.0000	5000000	0	B4G	PUB - RESIDENT ORDINARY
7	BBQPA9478L	PRASHANT AGARWAL	430000	0	430000	0.8600	4300000	0	B4G	PUB - RESIDENT INDIVIDUAL-NEGATIVE NOMINATIONS
8	ATZPA4795L	GAYATRI JUGALKISHORE AGARWAL	229000	0	229000	0.4580	2290000	0	B4G	PUB - RESIDENT INDIVIDUAL-NEGATIVE NOMINATIONS
9	ARAPK0064F	MANGESH K KANGUTKAR	228000	0	228000	0.4560	2280000	0	B4G	PUB - RESIDENT INDIVIDUAL-NEGATIVE NOMINATIONS
10	AAADPK8492K	LAL SRICHAND KATARIA	228000	0	228000	0.4560	2280000	0	B4G	PUB - RESIDENT INDIAN
11	Not Available	AMIT AGRAWAL	228000	0	228000	0.4560	2280000	0	B4G	PUB - RESIDENT INDIVIDUAL-NEGATIVE NOMINATIONS
12	AGCPK6808N	DEEPAK SHRICHAND KATARIA	219000	0	219000	0.4380	2190000	0	B4G	PUB - RESIDENT INDIVIDUAL-NEGATIVE NOMINATIONS
13	BPJPD7289B	SONU PRAVIN DADLIKA	217000	0	217000	0.4340	2170000	0	B4G	PUB - RESIDENT INDIVIDUAL-NEGATIVE NOMINATIONS
14	AJZPD8200B	PRAVIN J DADLIKA	217000	0	217000	0.4340	2170000	0	B4G	PUB - RESIDENT INDIVIDUAL-NEGATIVE NOMINATIONS
15	AGEPR0783M	MANJU SURESH RAJANI	217000	0	217000	0.4340	2170000	0	B4G	PUB - RESIDENT INDIVIDUAL-NEGATIVE NOMINATIONS
16	AACTPA6182D	SUNITA AGGARWAL	216000	0	216000	0.4320	2160000	0	B4G	PUB - RESIDENT ORDINARY
17	AOLPP2173G	PREMKUMAR R PANDEY	216000	0	216000	0.4320	2160000	0	B4G	PUB - RESIDENT INDIAN
18	Not Available	ASHISH SIKHA	215000	0	215000	0.4300	2150000	0	B4G	PUB - RESIDENT INDIVIDUAL-NEGATIVE NOMINATIONS
19	BLLPM0176N	VINODKUMAR R MALI	215000	0	215000	0.4300	2150000	0	B4G	PUB - RESIDENT INDIVIDUAL-NEGATIVE NOMINATIONS
20	ALLKPG0590N	RUHI RAVINDEER GUPTA	215000	0	215000	0.4300	2150000	0	B4G	PUB - RESIDENT INDIVIDUAL-NEGATIVE NOMINATIONS
21	ALTPR9009A	RAHUL SURESH RAJANI	214000	0	214000	0.4280	2140000	0	B4G	PUB - RESIDENT INDIVIDUAL-NEGATIVE NOMINATIONS
	Total		4573700	0	4573700	91.4736	45737000	0		



(m5)	Firms	Name of Shareholders	FP - Shares	PP - Shares	Total Shares	%age	Nom. Value	Debentures	Code	Category
Sr.No	Pan Number	ANIL KUMAR NANDKISHORE MITTAL-PROP	21500	0	21500	0.4300	215000	0	BAMS	PUB - RESIDENT CM/TM PROPRIETORY ACCOUNT
	AAEFV7720N					0.43	215000	0		
	Total									



BHARAT EKANSH LIMITED

DISTRIBUTION OF 5000021 EQUITY SHARE CAPITAL AS ON :30/06/2023

PAN CONSOLIDATION

Share or Debenture holding Nom (Rs.)	Number of Shareholders	% to Total Numbers	Share or Debenture holding Amt (Rs.)	% to Total Amount
1	2	3	4	5
Up To 5,000	178	85.58	18000.00	0.04
5001 To 10,000	0	0.00	0.00	0.00
10001 To 20,000	0	0.00	0.00	0.00
20001 To 30,000	0	0.00	0.00	0.00
30001 To 40,000	0	0.00	0.00	0.00
40001 To 50,000	0	0.00	0.00	0.00
50001 To 1,00,000	0	0.00	0.00	0.00
1,00,000 and Above	30	14.42	4998221.00	99.96
Total	208	100.00	5000021.00	100.00

PAN CONSOLIDATION

No. of Shares or Debentures	Number of Shareholders	% to Total Numbers	Share or Debenture Held	% to Holding
1	2	3	4	5
Up To 500	178	85.58	1800.00	0.04
501 To 1000	0	0.00	0.00	0.00
1001 To 2000	0	0.00	0.00	0.00
2001 To 3000	0	0.00	0.00	0.00
3001 To 4000	0	0.00	0.00	0.00
4001 To 5000	0	0.00	0.00	0.00
5001 To 10000	0	0.00	0.00	0.00
10000 and Above	30	14.42	4998221.00	99.96
Total	208	100.00	5000021.00	100.00



WITHOUT PAN CONSOLIDATION				
Share or Debenture holding Nominal Value (Rs.)	Number of Shareholders	% to Total Numbers	Share or Debenture holding Amount (Rs.)	% to Total Amount
1	2	3	4	5
Up To 5,000	178	85.58	18000.00	0.04
5001 To 10,000	0	0.00	0.00	0.00
10001 To 20,000	0	0.00	0.00	0.00
20001 To 30,000	0	0.00	0.00	0.00
30001 To 40,000	0	0.00	0.00	0.00
40001 To 50,000	0	0.00	0.00	0.00
50001 To 1,00,000	0	0.00	0.00	0.00
1,00,000 and Above	30	14.42	4998221.00	99.96
Total	208	100.00	5000021.00	100.00

WITHOUT PAN CONSOLIDATION (SHARES)				
No. of Shares or Debentures	Number of Shareholders	% to Total Numbers	Share or Debenture Holding	% to Total Shareholding
1	2	3	4	5
Up To 500	178	85.58	1800.00	0.04
501 To 1000	0	0.00	0.00	0.00
1001 To 2000	0	0.00	0.00	0.00
2001 To 3000	0	0.00	0.00	0.00
3001 To 4000	0	0.00	0.00	0.00
4001 To 5000	0	0.00	0.00	0.00
5001 To 10000	0	0.00	0.00	0.00
10000 and Above	30	14.42	4998221.00	99.96
Total	208	100.00	5000021.00	100.00

